

Development of the trajectory planner and control system of a spherical robot manipulator embedded in a FPGA board

Motivation

Hydroelectric plants are an important source of energy in many countries around the world. However, its maintenance is somewhat complex and quite time consuming, since the blades can not be removed. Thus, the use of robots to repair turbine damage is a way to make the repair process more efficient.

There are some robots developed for this purpose, using the traditional architecture, based on microcontrollers. In this project, the goal is to develop a controller for a robot welder based on an FPGA platform.

Thus, we seek to obtain the advantage of parallel processing of the FPGA in the implementation of the inverse kinematics in the manipulator and to optimize its movement.

Objectives

- Develop an open-loop control system to control the manipulator for welding;
- Use a reconfigurable platform to build the control and develop an embedded microcontroller with the desired specifications;
- Solve the kinematics of the robot in real-time, providing a smooth movement of the robot arm;
- Guarantee the communication between the different modules of the robot;
- Solve the calibration problems of the robot;

Architecture

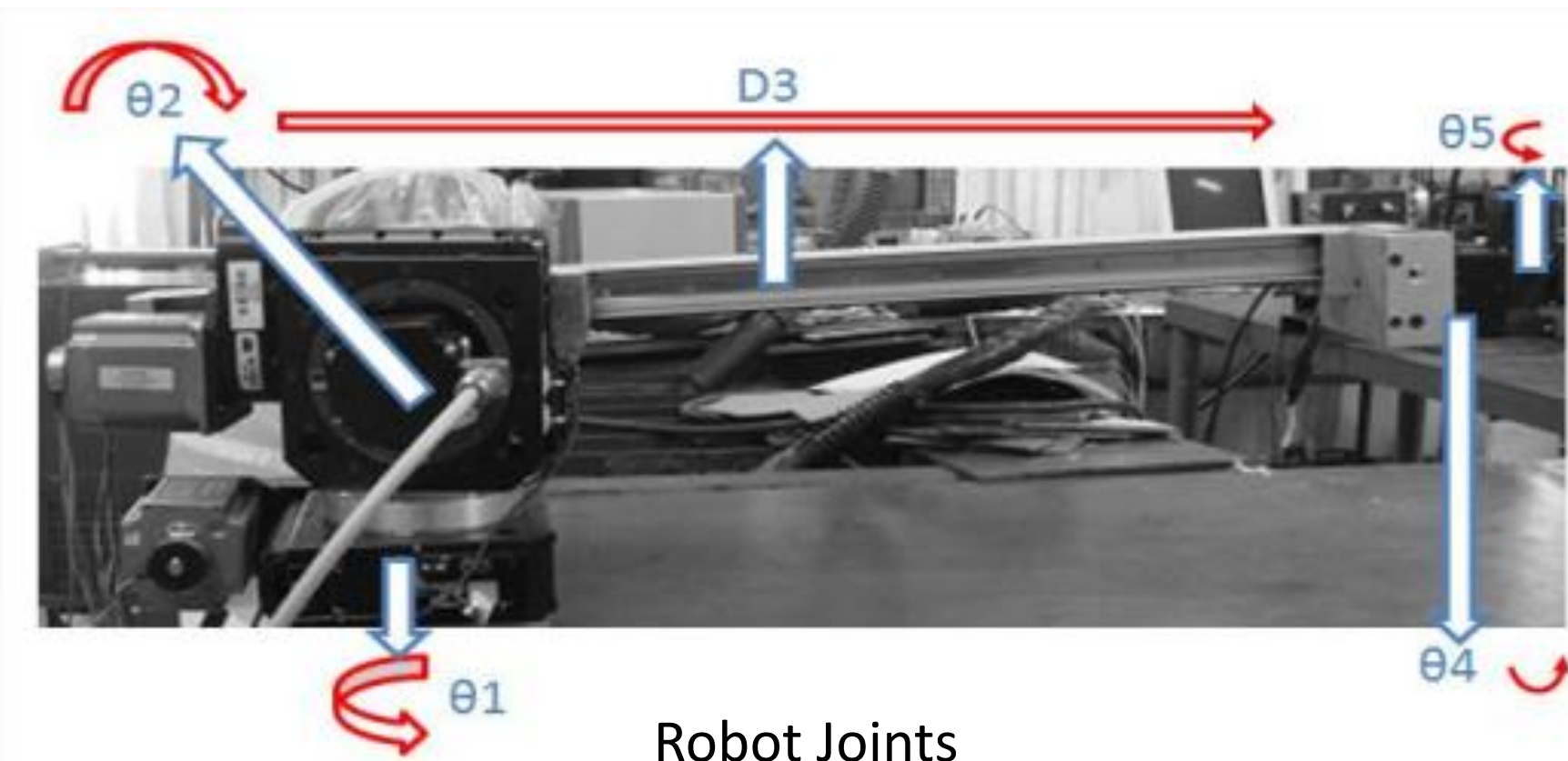
The general architecture of the project is composed by:

- A NIOS Microprocessor, designed specifically to read the inputs and perform the kinematics;
- Clock and PLL signals;
- Sensors;
- Motors Control;

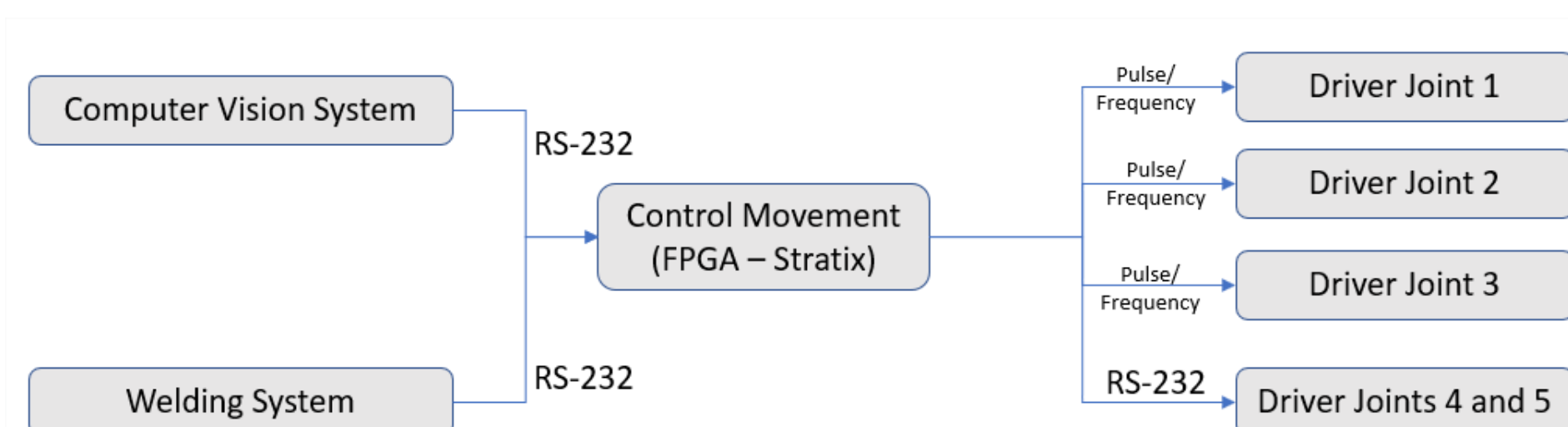
Validation

In order to validate the proposed project and its calculations, we used several measurements:

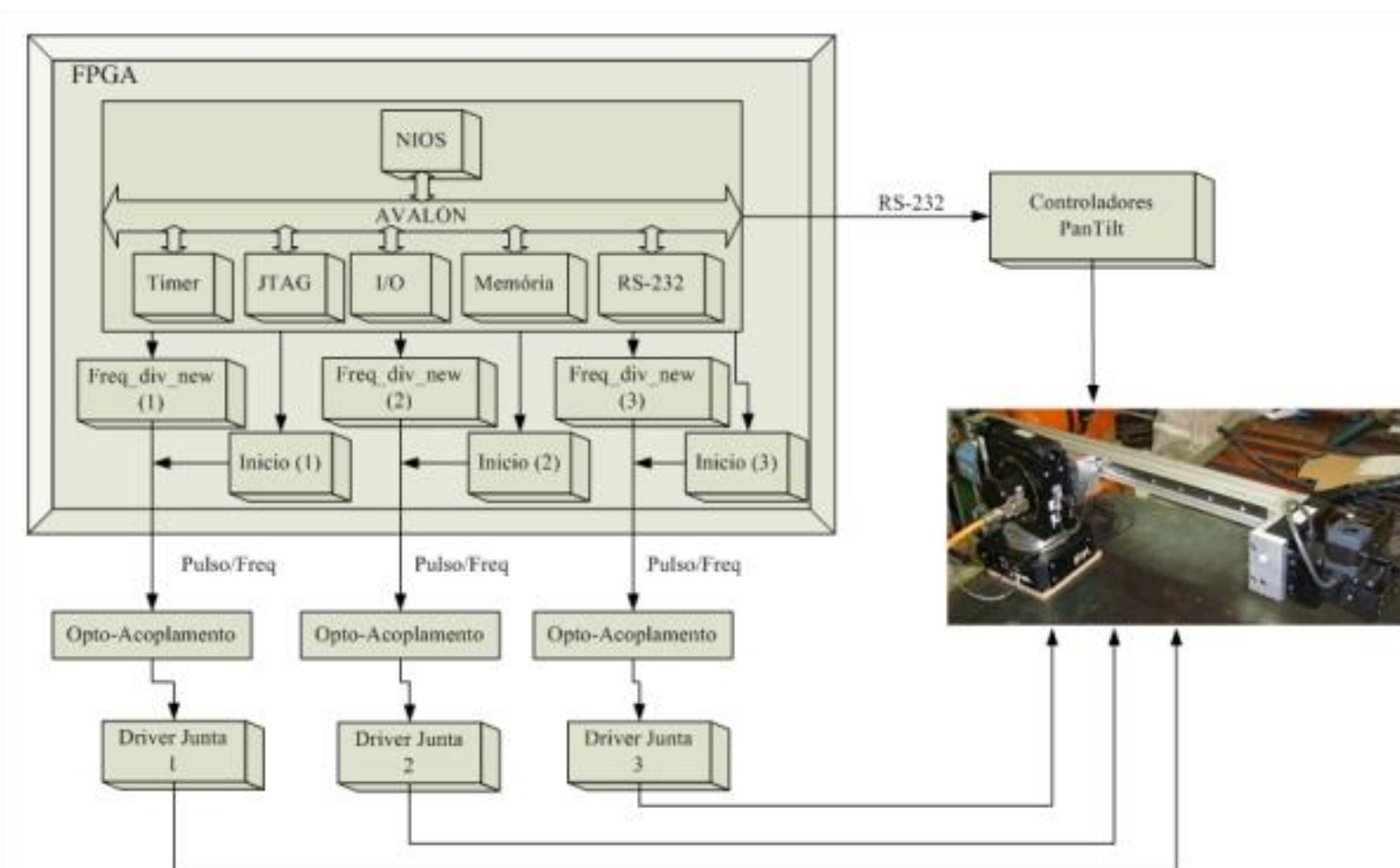
- There was used a simulation tool to test all the possible positions in the workspace of the manipulator. Then, the results where compared with a Matlab simulation of our proposed kinematics. The error was smaller than 0.1%;
- The trajectory path planning of the robot was also tested in simulations and compared with real movement;
- The comparison between the Real Time (RTA) implementation and the List Algorithm (LA) gives advantage for the LA, with better path following.



Robot Joints



System Architecture



Detailed Embedded Architecture



Robot Prototype

Concluding Remarks

- The main objectives of the project were achieved with the implementation of the controller;
- The tests show that the proposed parallel architecture was good enough to guarantee the kinematics calculation and path planning of the manipulator;

References

- Motta, Jose Mauricio S.T., Carlos Humberto Llanos-Quintero, and Renato Coral Sampaio. 2016. "Inverse Kinematics and Model Calibration Optimization of a Five-D.O.F. Robot for Repairing the Surface Profiles of Hydraulic Turbine Blades." *International Journal of Advanced Robotic Systems* 13 (3): 114. <https://doi.org/10.5772/63673>
- VASCONCELOS FILHO, E. F., ROZENWALD, G., & QUINTEROS, H. (2008). An Environment for Robot Soccer Game Simulation using Reconfigurable Architectures Based on a FPGA-PCI Board. In: *ABC Symposium Series In Mechatronics*, Vol. 3 - Section VII - Emerging Technologies and Applications. (pp. p. 726-735). Rio de Janeiro: Brazilian Society of Mechanical Sciences and Engineering..
- Vasconcelos Filho, Ê. P., Ginani, L., Motta, J. M., Caribe, G., Llanos, C., & Britto, W. V. (Abril de 2009). DESENVOLVIMENTO DO MODELO CINEMÁTICO DE CALIBRAÇÃO DE UM ROBÔ DE GEOMETRIA ESFÉRICA PARA SOLDAGEM GMAW POSICIONAL MULTICAMADAS. COBEF. Belo Horizonte, MG, Brasil.